

Information Governance Summary Quarter Three - 2015/16

FOI number received (response rate) by Directorate Q3 - 2015/16

FOIs Directorate	October		November		December		Total
	Total	%	Total	%	Total	%	
Corporate	38	100.00%★	43	97.67%★	23	100.00%★	104
People	21	100.00%★	26	100.00%★	18	100.00%★	65
Place	27	100.00%★	37	100.00%★	23	100.00%★	87
WMPF	1	100.00%★	0	100.00%★	2	100.00%★	3
WM Transport	0		0		0		0
Overall	87	100.00%★	106	99.10%★	66	100.00%★	259

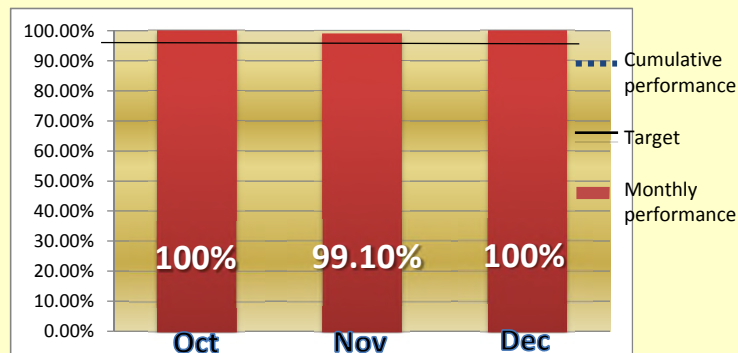
Training Q3 2015/16

New Starters - 106
Completed 69%
Not completed 31%

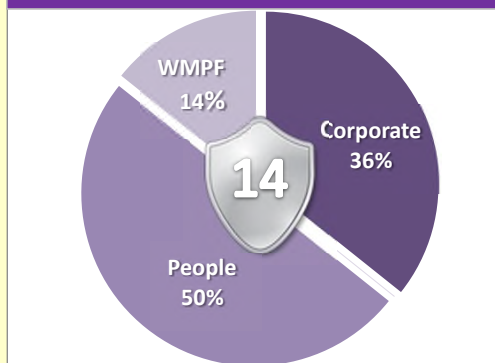
SAR number received (response rate) by Directorate Q3 - 2015/16

SARs Directorate	October		November		December		Total
	Total	%	Total	%	Total	%	
Corporate	19	100.00%★	14	100.00%★	27	100.00%★	60
People	3	100.00%★	6	100.00%★	4	100.00%★	13
Place	9	100.00%★	3	100.00%★	2	100.00%★	14
WMPF	0	100.00%★	0	100.00%★	0	100.00%★	0
WM Transport	0		0		0		0
Overall	31	100.00%★	23	100.00%★	33	100.00%★	87

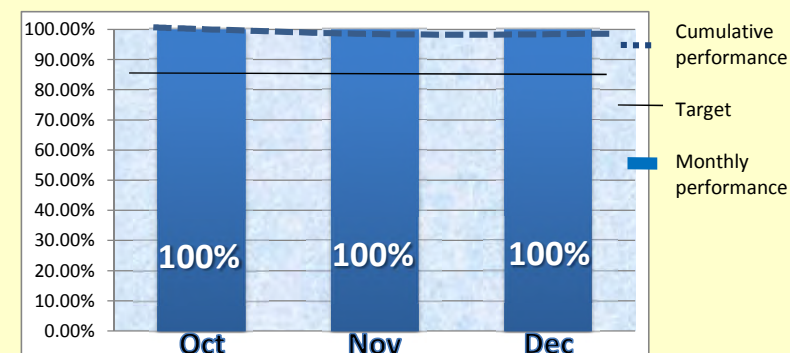
Freedom of Information (FOI) Response Rates Q3 2015/16



Information Incidents Q3 2015/16



Subject Access Request (SAR) Response Rates Q3 2015/16



Quarter 3
2015/16

99.70%

FOI Response Rate

accumulative to
date - 2015-16:

99.80%

Quarter 3
2015/16

100%

SAR Response Rate

accumulative to
date - 2015-16:

98.47%